



Rio Arriba 4-H Presents:

Tell Us About it Tuesdays!

Having Fun With Art!

Cloverbuds enrolled in the Having Fun with Art project will complete activities on texture, sketching, theatre, puppetry, and photography.



Some of the Project Activities include:

- ✓ Shutterbug
- ✓ Trick Photography
- ✓ Sketching Skills
- ✓ Say What?
- ✓ Theater Time
- ✓ Tune In

Complete the following activities, share your results, and earn points!

Watch these video about ways to have Fun with Art!

4-H Pledge ASL: <https://youtu.be/lfedEXTZkNk>

Hey Burrito!: <https://youtu.be/lyheMgd9OfQ>

Complete the “Puppets with Pizzazz!” and the “Strike up the Band” activities.

Send a picture of your projects to: marctala@nmsu.edu or hannah99@nmsu.edu

Earn points for your participation and receive Pizza Gift cards!

Have Questions Contact: 575-588-7423

Marcella, Extension 4-H Agent, at marctala@nmsu.edu


Hannah, Extension Program Assistant, at hannah99@nmsu.edu




BE BOLD. Shape the Future.
College of Agricultural, Consumer
and Environmental Sciences
Cooperative Extension Service
Rio Arriba County Extension Office

Puppets with Pizzazz!


You can make puppets from all kinds of things. Look carefully at the puppets below. Discover what they're made from - then gather the materials and make your favorite kind.




Made from _____




Made from _____



Made from _____



Made from _____



Made from _____



Made from _____

Draw your own here!



Strike up the band


Make your own music!
Look at these pictures. Tell how you would make and play each one, then do it!



Finger Plinker

You need:

- shoebox with lid
- scissors
- different sizes of rubber bands



Shaker

You need:


- beads, pebbles or uncooked rice
- empty catsup bottle



Comb Kazoo

You need:


- comb
- tissue or waxed paper



Water Pipes

You need:

- 8 glasses filled with different amounts of water
- spoon



Hummbuzzer

You need:

- mailing tube about 10 inches long
- pencil
- waxed paper
- rubber band

Make your own!

NAME _____

You need:

On how many of these instruments can you change tones?
Why are the tones different?

Get together with your friends and make music!